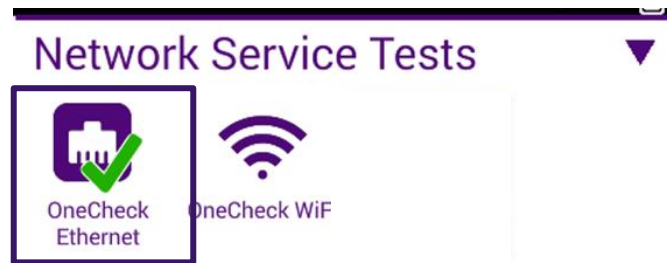
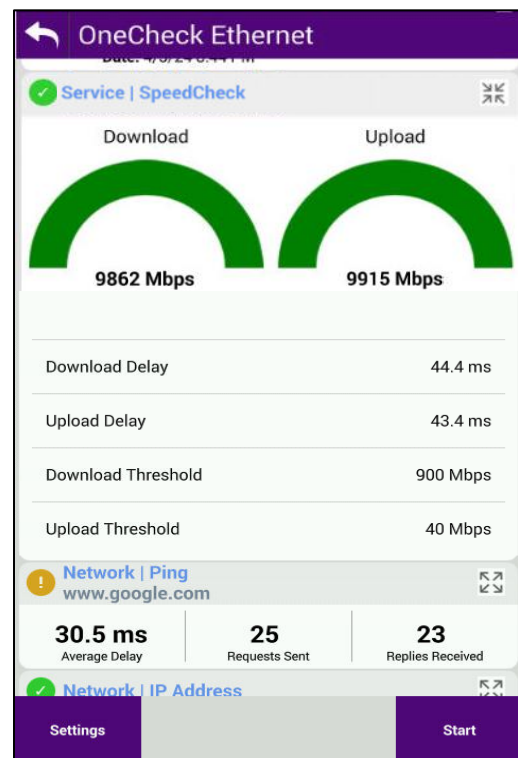
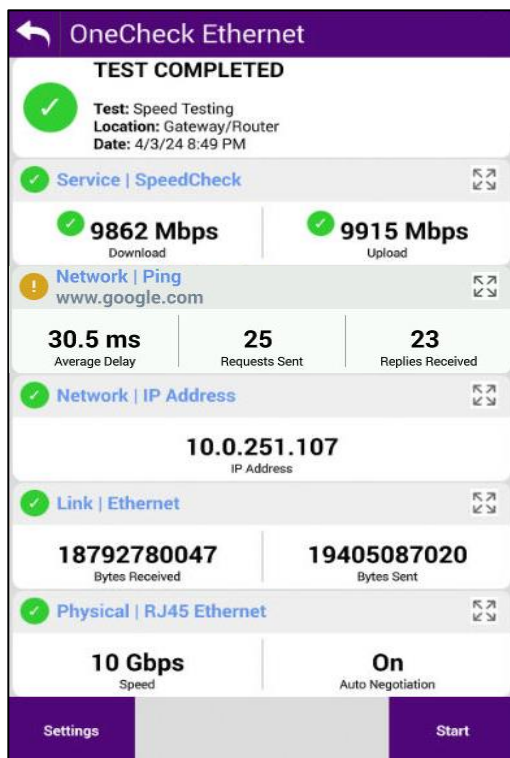


OneCheck Ethernet – New ONX-HFC



OneCheck Ethernet will run all tests and allow techs to identify key metrics for validation or troubleshooting.

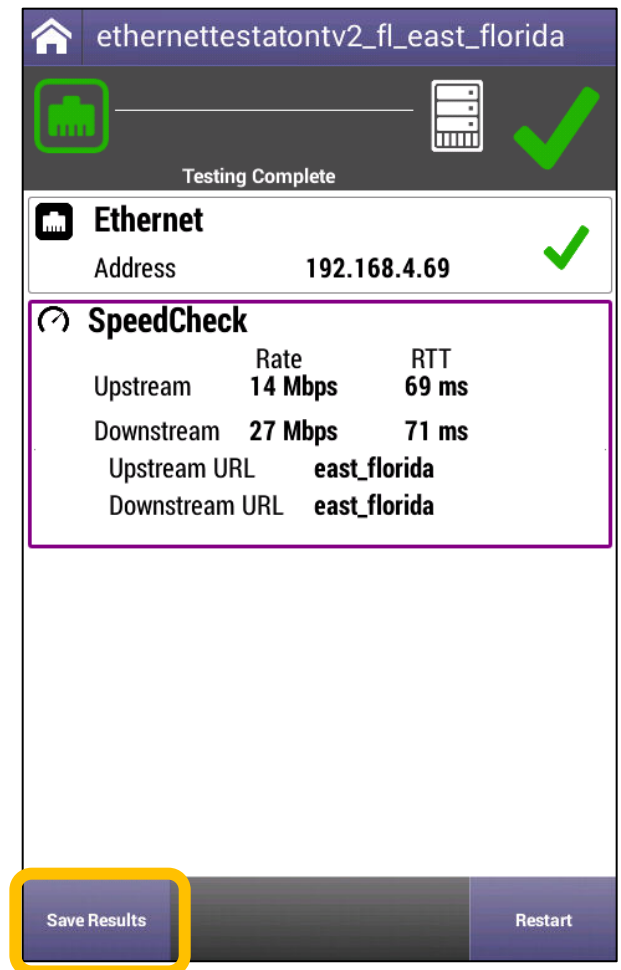
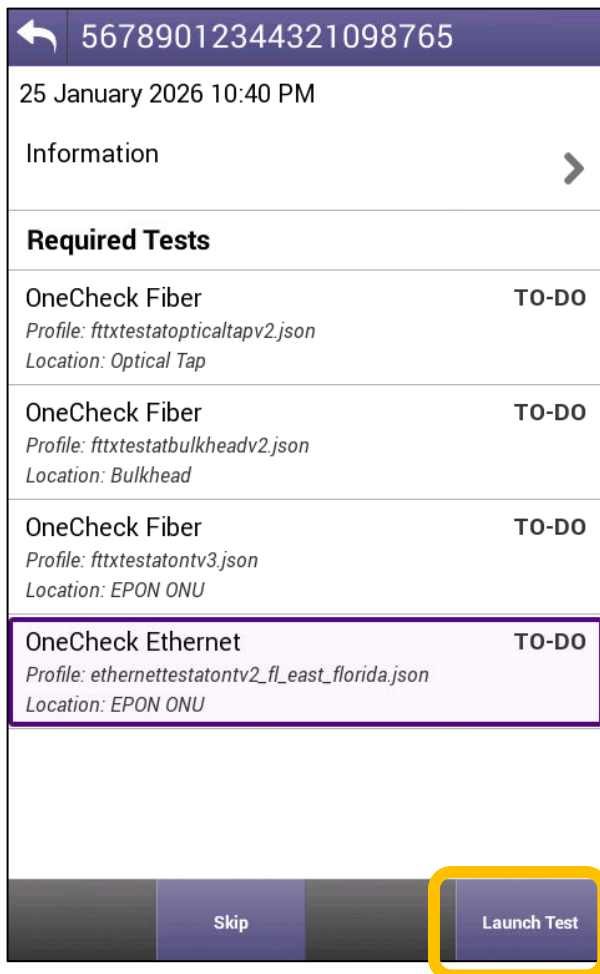
Highlight key metrics on one screen with ability to expand for additional information.



OneCheck Ethernet – Current ONX-CATV

Typically Launched from Job Manager

Techs press “Launch Test”, wait for completion, then manually save results and continue

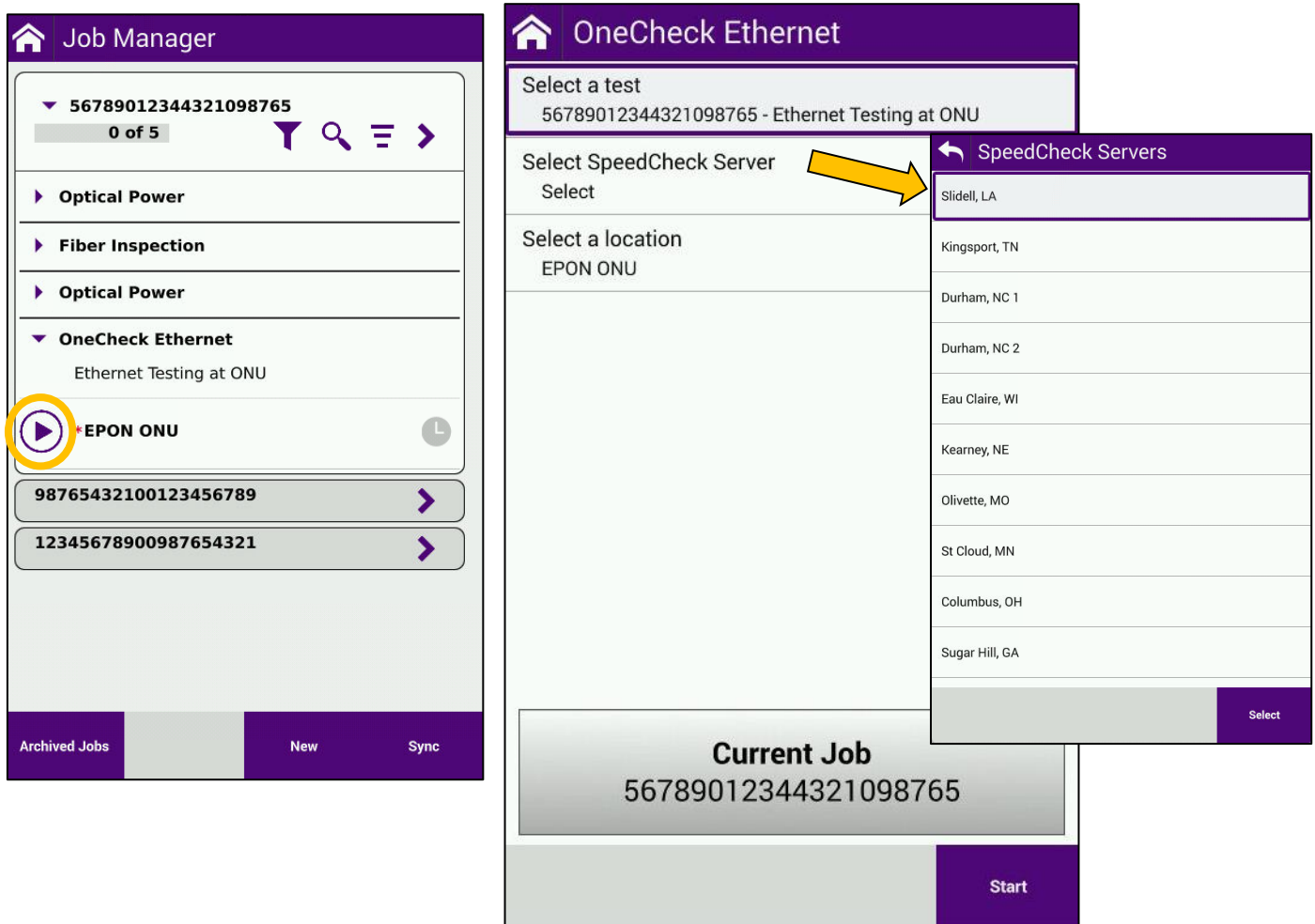


OneCheck Ethernet – Current ONX-CATV

Typically Launched from Job Manager

Techs press “Play”, are now given flexibility to change Servers or press Start.

Wait for completion, tests results are automatically saved, techs can go to next test



OneCheck Ethernet – New ONX-CATV

Typically Launched from Job Manager

Goto the Next test

The screenshot shows the 'OneCheck Ethernet' test results page. At the top, it says 'TEST COMPLETED' with a green checkmark. Below this, it lists the test ID: '56789012344321098765 - Ethernet Testing at ONU 1', the location: 'EPON ONU', and the date: '1/25/26 11:27 PM'. The test is categorized as 'Service | SpeedCheck' for 'Orlando, FL 1'. It shows two successful results: '66 Mbps Download' and '40 Mbps Upload'. The 'Network | IP Address' section displays '192.168.7.67'. The 'Link | Ethernet' section shows '142107144 Bytes Received' and '86749740 Bytes Sent'. The 'Physical | RJ45 Ethernet' section shows '1 Gbps Speed' and 'On Auto Negotiation'. At the bottom, there are 'Settings' and 'Start' buttons.

The screenshot shows the 'Job Manager' interface. It displays a list of jobs. The first job is '56789012344321098765', which is highlighted with a yellow arrow. Below it, there are sections for 'Optical Power', 'Fiber Inspection', and 'OneCheck Ethernet'. The 'OneCheck Ethernet' section shows the test ID '56789012344321098765 - Ethernet Testing at...' and the location 'EPON ONU' with a date 'January 25, 2026, 23:07:27 PM' and a green checkmark. Below this, there are two more job entries: '98765432100123456789' and '12345678900987654321'. At the bottom, there are buttons for 'Archived Jobs', 'New', and 'Sync'.